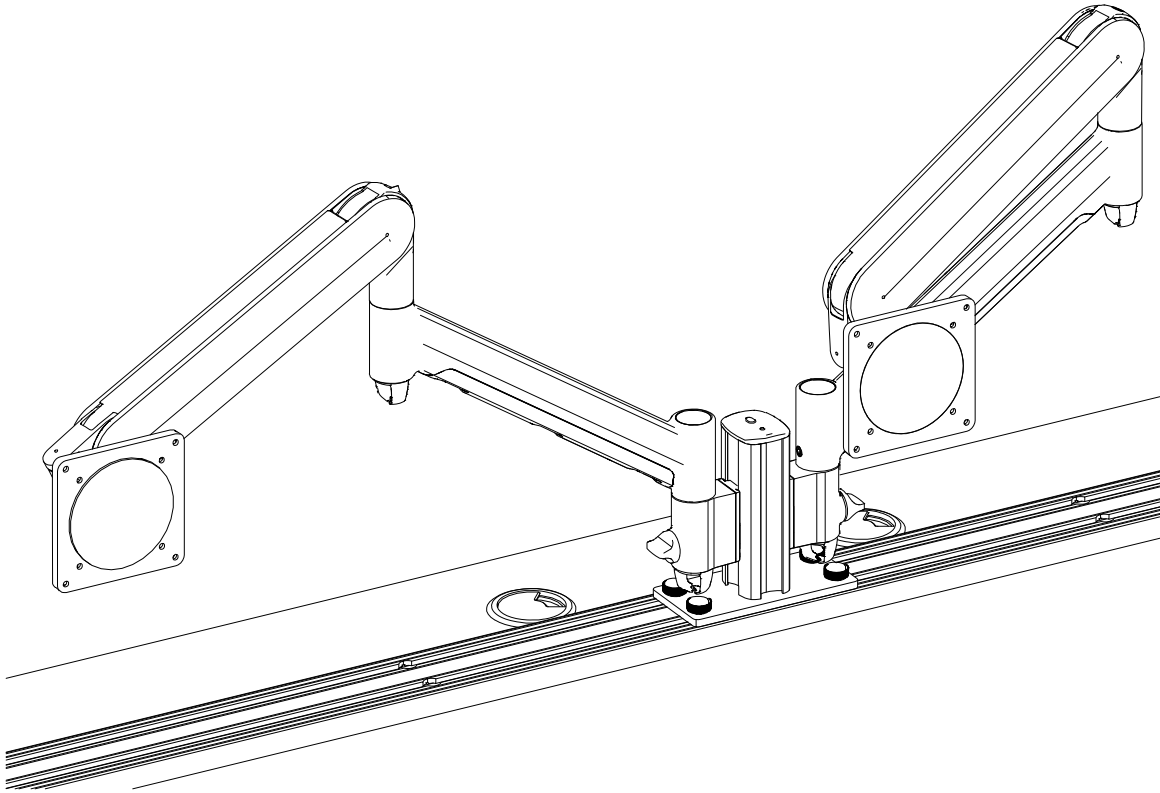


# Strata Post Mount Dual Dynamic Arms - W9232

## Technical Specification



### FEATURES

- Dynamic 'set and forget' monitor arm assembly with VESA Tilt Head and Channel Clamp
- Can support up to 35" monitors
- Tool less display position and viewing angle control via tilt/pan/height
- Balanced tilt mechanism for dynamic viewing angle selections.
- Adjustable landscape/portrait orientation rotation, lockable for safety during installation
- Integrated 180° rotation limiter to prevent interference with desk mounted panels and dividers
- Quick release/attachment display mechanism
- Cable management with generous capacity guides cables discreetly down the arm to the work surface

### WEIGHT RANGE (DYNAMIC ARM)\*

Flat display	2-8kg (4.4-17.6lbs)
Curved display	2-8kg (4.4-17.6lbs)

Monitor weight should be within the weight range of all modular elements that make up the complete monitor mounting solution.

Deep devices (such as all-in-one PC's) and offset VESA locations exert additional leverage that can exceed the capacity of the mount even though the monitor weight may be within the stated range. Please contact Winsted if you would like further information

\*Curved monitors with an overall depth up to 140mm (5.5")

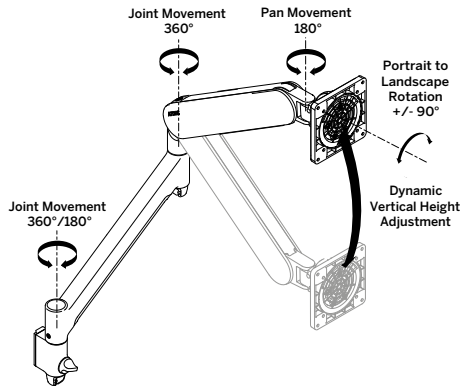
### WARRANTY

10 Years limited

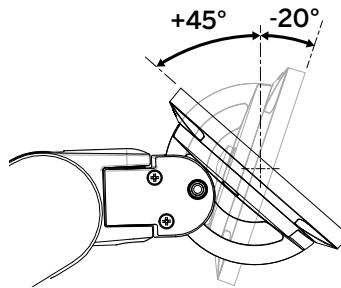
# Strata Post Mount Dynamic Arm 92430

## Technical Specification


### MOVEMENT



### Tilt Angle

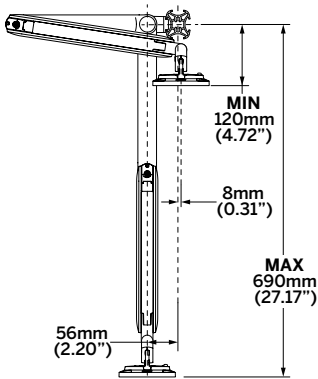


### Display Weight \*

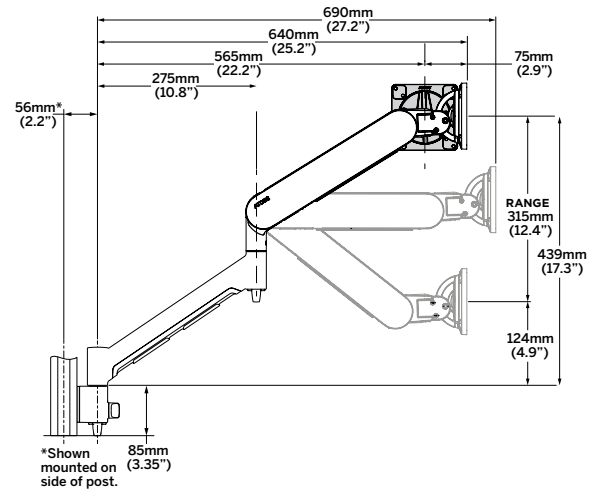
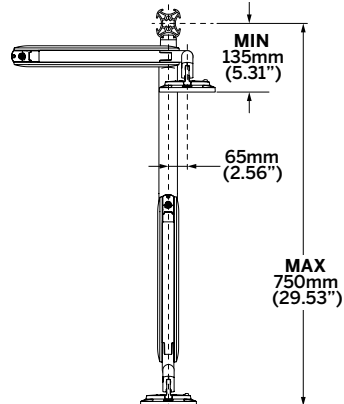


### DIMENSIONS

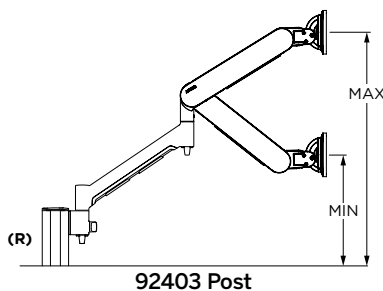
#### Post-Side Channel



#### Post-Front Channel



### HEIGHT ADJUSTMENT



**MIN HEIGHT** 209mm (8.23")  
**MAX HEIGHT** 577mm (22.72")  
**RANGE (R)** 368mm (14.49")

### VESA Head Dimension

75x75 100x100

