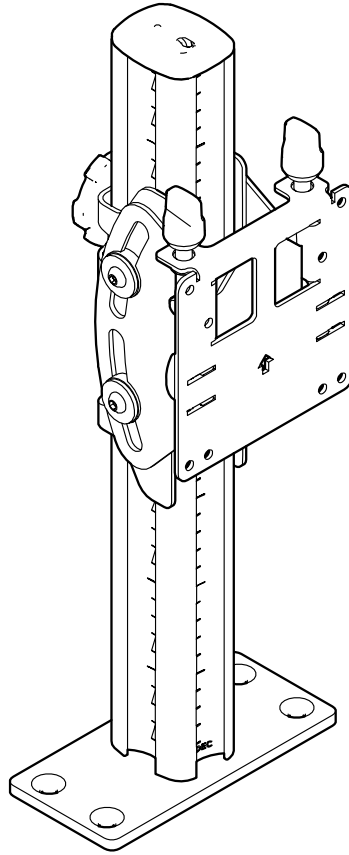


Strata Heavy Duty Fixed Head - W9241

Technical Specification



FEATURES

- Ideal for large, deep, or heavy monitors.
- Fix at any height on post
- Balanced tilt mechanism for larger and heavier monitors
- Microadjustment allows fine tuning of height while monitor attached
- Stackable post to double original height, enabling fast upgrade to two layers of monitors
- Toolless adjustment
- Cable management with generous capacity guides cables discreetly down the post to the work surface
- Monitors can be mounted in landscape or portrait orientation

WARRANTY

10 Years limited

WEIGHT RANGE (HD FIXED HEAD)*

Flat display	4.5-25kg (10-55lbs)
Curved display	4.5-18kg (10-40lbs)

Monitor weight should be within the weight range of all modular elements that make up the complete monitor mounting solution.

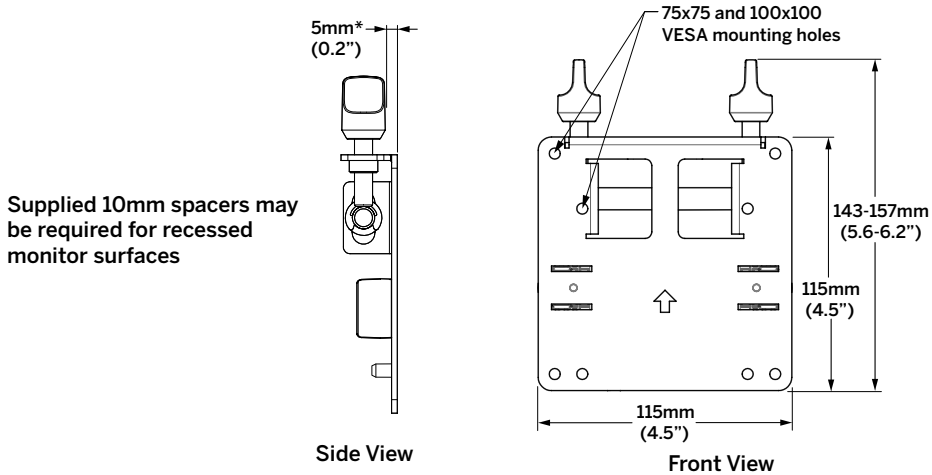
Deep devices (such as all-in-one PC's) and offset VESA locations exert additional leverage that can exceed the capacity of the mount even though the monitor weight may be within the stated range. Please contact Winsted if you would like further information

*Curved monitors with an overall depth up to 140mm (5.5")

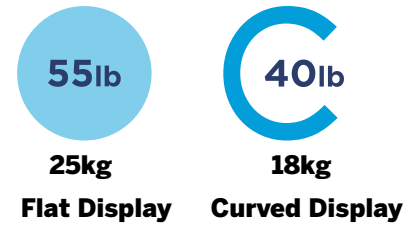
Strata Heavy Duty Fixed Head 92440

Technical Specification

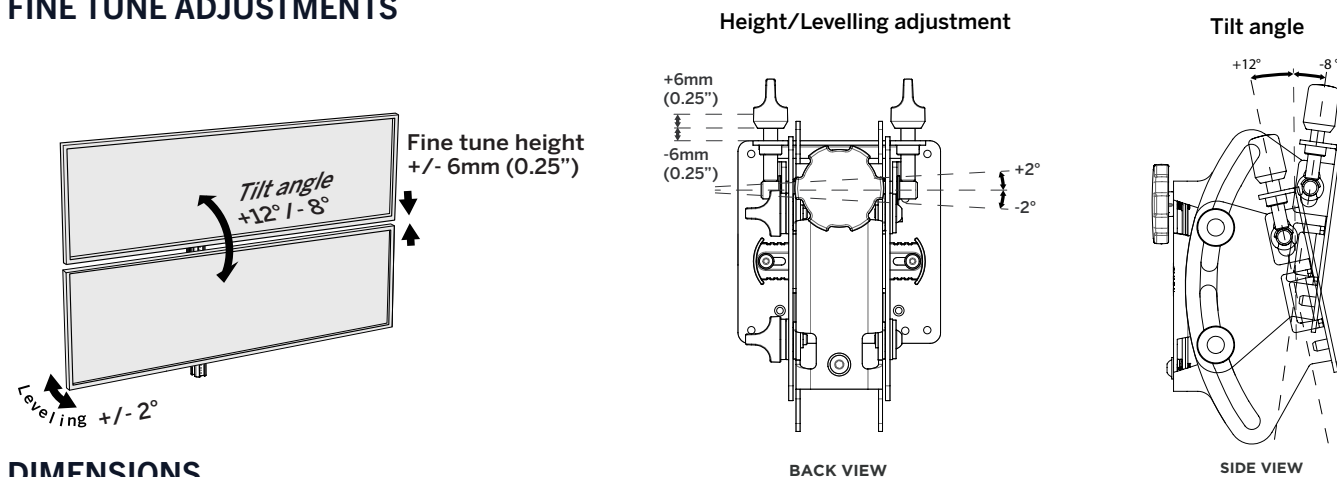
VESA HEAD DIMENSIONS



DISPLAY WEIGHT



FINE TUNE ADJUSTMENTS



DIMENSIONS

